

ROTATIONS

	Rotations		
	2025	2026	Variation
Régulier National	39	26	-33,33%
Régulier Internat°	1	0	-100,00%
TOTAL	40	26	-35,00%

	Cumul rotations depuis le 1er Janvier		
	2025	2026	Variation
Régulier National	131	104	-20,61%
Régulier Internat°	83	0	-100,00%
TOTAL	214	104	-51,40%

Croisières	4	6	50,00%
------------	---	---	--------

Croisières	4	6	50,00%
------------	---	---	--------

Hydrocarbures	0	0	-
Ciment	8	8	0,00%
TOTAL	8	8	0,00%

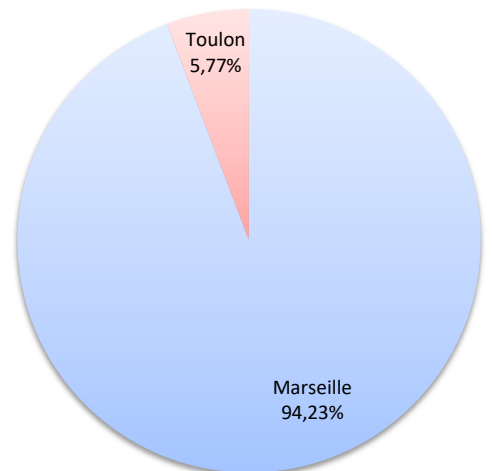
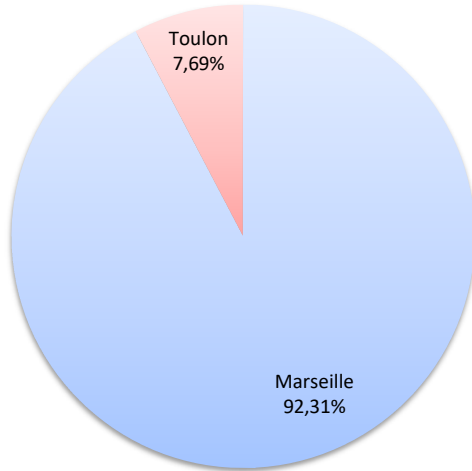
Hydrocarbures	0	0	-
Ciment	32	30	-6,25%
TOTAL	32	30	-6,25%

TOTAL	52	40	-23,08%
--------------	-----------	-----------	----------------

TOTAL	250	140	-44,00%
--------------	------------	------------	----------------

Lignes	Rotations	Variation n-1
Marseille	24	-7,69%
Toulon	2	-84,62%
Golfo Aranci	0	-
Autres Inter.	0	-100,00%

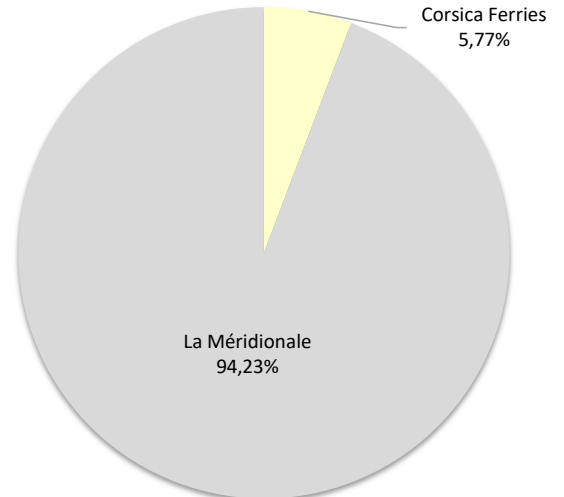
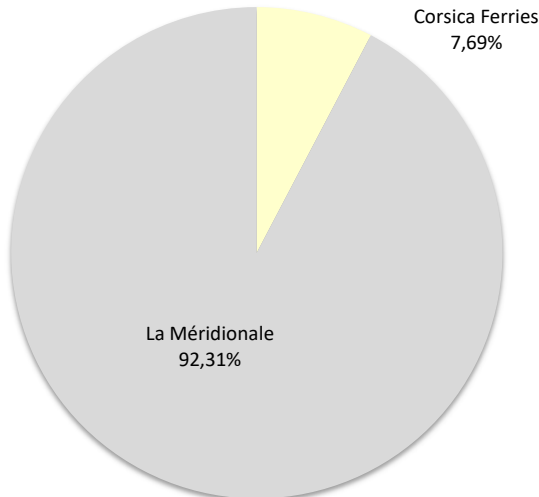
Lignes	Rotations	Variation n-1
Marseille	98	-2,00%
Toulon	6	-80,65%
Golfo Aranci	0	-100,00%
Autres Inter.	0	-100,00%



LIGNES
REGULIERS NAT° ET INTERNAT°

Compagnies	Rotations	Variation n-1
Corsica Ferries	2	-85,71%
La Méridionale	24	-7,69%
Moby Lines	0	-

Compagnies	Rotations	Variation n-1
Corsica Ferries	6	-81,25%
La Méridionale	98	-2,00%
Moby Lines	0	-100,00%



COMPAGNIES
REGULIERS NAT° ET INTERNAT°

PASSAGERS

Passagers du 1er au 30 avril		
2025	2026	Variation
11 044	8 419	-23,77%
95	0	-100,00%
11 139	8 419	-24,42%

Cumul passagers depuis le 1er Janvier		
2025	2026	Variation
24 577	19 949	-18,83%
4 994	0	-100,00%
29 571	19 949	-32,54%

Régulier National
Régulier Internat°
TOTAL

Croisières

TOTAL

225	322	43,11%
------------	------------	---------------

225	322	43,11%
------------	------------	---------------

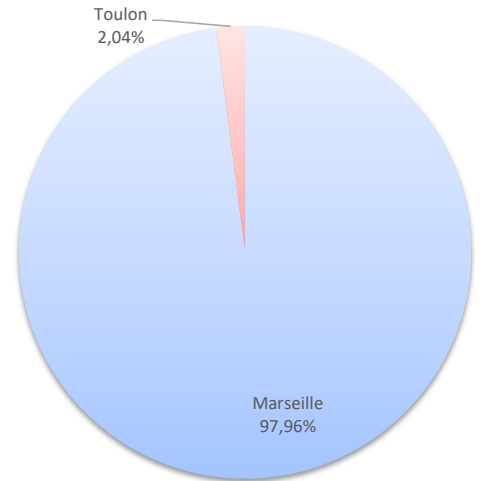
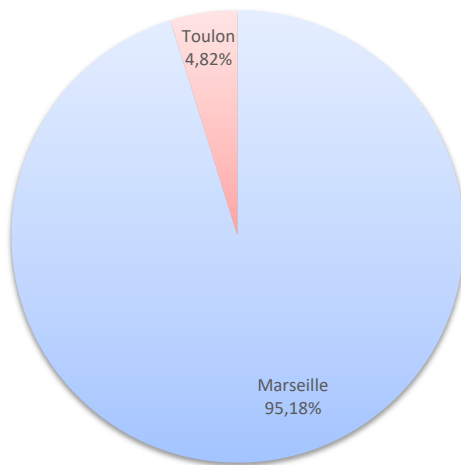
11 364	8 741	-23,08%
---------------	--------------	----------------

29 796	20 271	-31,97%
---------------	---------------	----------------

Lignes	Passagers	Variation n-1
Marseille	8 013	3,59%
Toulon	406	-87,73%
Golfo Aranci	0	-
Autres Inter.	0	-100,00%

Lignes	Passagers	Variation n-1
Marseille	19 543	-0,85%
Toulon	406	-91,66%
Golfo Aranci	0	-100,00%
Autres Inter.	0	-100,00%

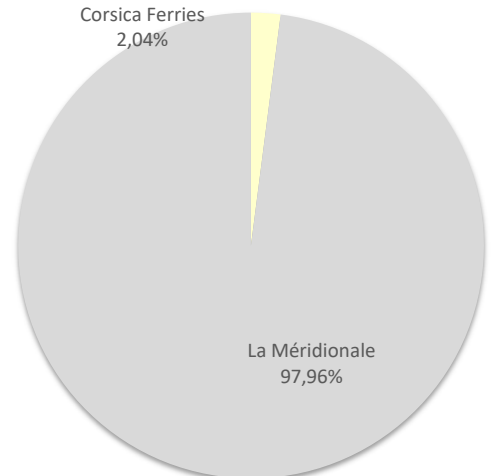
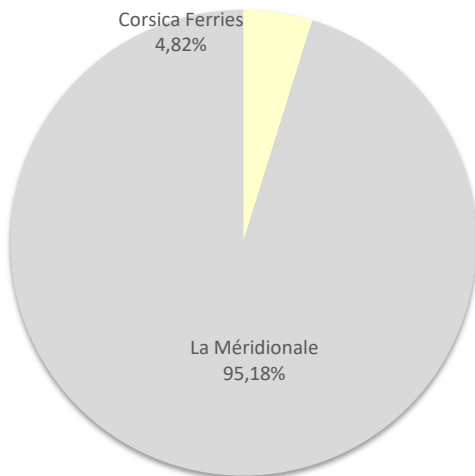
LIGNES



COMPAGNIES

Compagnies	Passagers	Variation n-1
Corsica Ferries	406	-88,07%
La Méridionale	8 013	3,59%
Moby Lines	0	-

Compagnies	Passagers	Variation n-1
Corsica Ferries	406	-91,82%
La Méridionale	19 543	-0,85%
Moby Lines	0	-100,00%



PORT DE COMMERCE DE PORTO-VECCHIO

avril 2026

VEHICULES

Véhicules du 1er au 30 Avril		
2025	2026	Variation
4 442	3 426	-22,87%
37	0	-100,00%
4 479	3 426	-23,51%

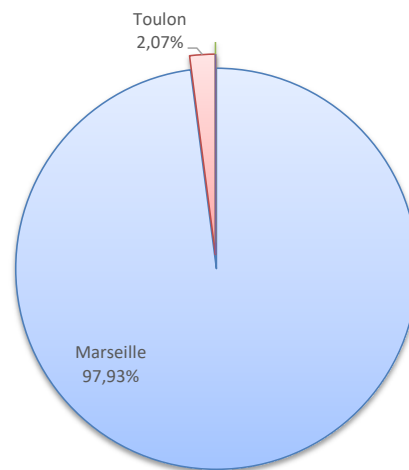
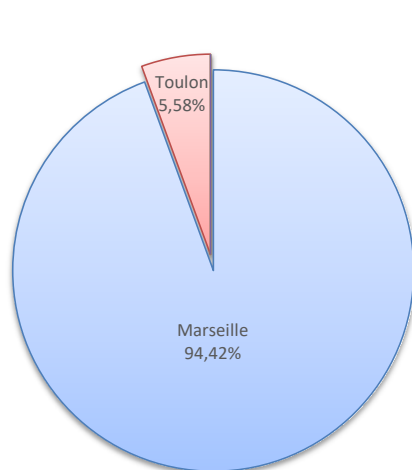
Cumul Véhicules depuis le 1er Janvier		
2025	2026	Variation
11 411	9 238	-19,04%
2 794	0	-100,00%
14 205	9 238	-34,97%

Régulier National
Régulier Internat°
TOTAL

Lignes	Véhicules	Variation n-1
Marseille	3 235	0,34%
Toulon	191	-84,32%
Golfo Aranci	0	-
Autres Inter.	0	-100,00%

Lignes	Véhicules	Variation n-1
Marseille	9 047	-4,37%
Toulon	191	-90,21%
Golfo Aranci	0	-100,00%
Autres Inter.	0	-100,00%

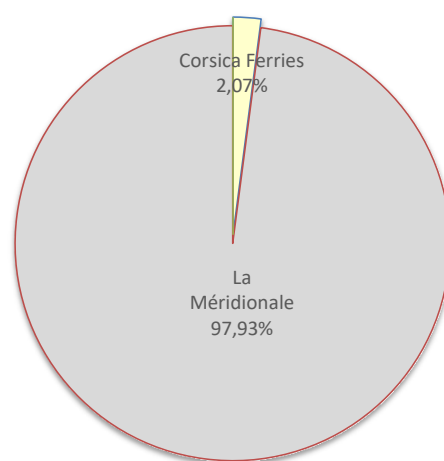
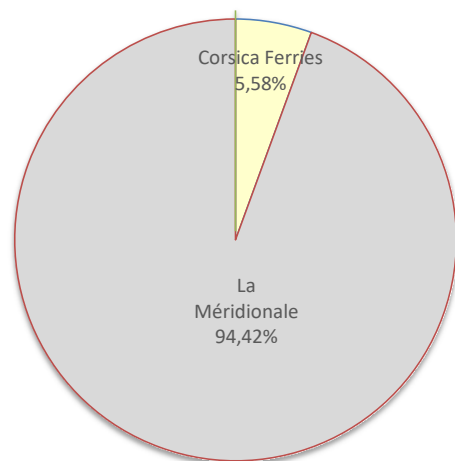
LIGNES
REGULIERS NAT° ET INTERNAT°



Compagnies	Véhicules	Variation n-1
Corsica Ferries	191	-84,78%
La Méridionale	3 235	0,34%
Moby Lines	0	-

Compagnies	Véhicules	Variation n-1
Corsica Ferries	191	-90,39%
La Méridionale	9 047	-4,37%
Moby Lines	0	-100,00%

COMPAGNIES
REGULIERS NAT° ET INTERNAT°



MARCHANDISES

Marchandises du 1er au 30 avril		
2025	2026	Variation
21 995	20 808	-5,40%
16	0	-100,00%
22 011	20 808	-5,47%

Cumul Marchandises depuis le 1er Janvier		
2025	2026	Variation
73 126	71 105	-2,76%
3 382	0	-100,00%
76 508	71 105	-7,06%

Régulier National
Régulier Internat°
TOTAL

Croisières

Hydrocarbures
Ciment
TOTAL

TOTAL

0	0	-
---	---	---

0	0	-
2 002	1 847	-7,74%
2 002	1 847	-7,74%

24 013	22 655	-5,66%
---------------	---------------	---------------

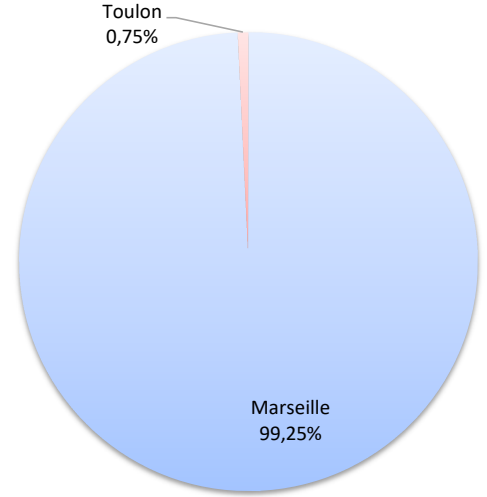
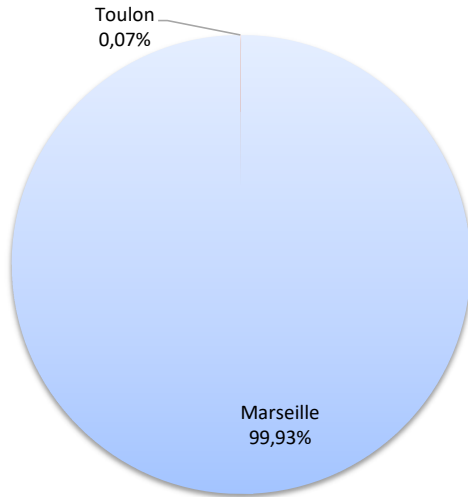
0	0	-
---	---	---

0	0	-
7 550	6 814	-9,75%
7 550	6 814	-9,75%

84 058	77 919	-7,30%
---------------	---------------	---------------

Lignes	Marchandises	Variation n-1
Marseille	20 794	-4,99%
Toulon	14	-87,27%
Golfo Aranci	0	-
Autres Inter.	0	-100,00%

Lignes	Marchandises	Variation n-1
Marseille	70 569	-2,42%
Toulon	536	-33,75%
Golfo Aranci	0	-100,00%
Autres Inter.	0	-100,00%

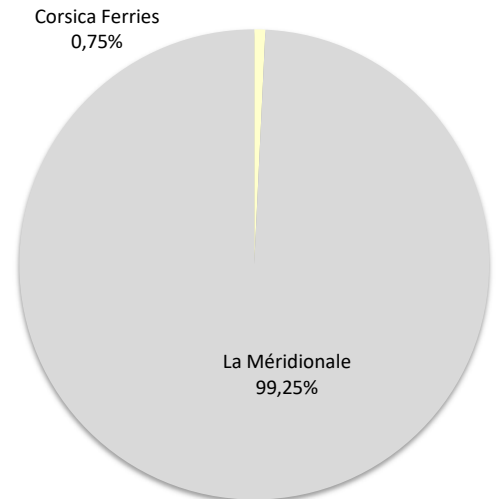
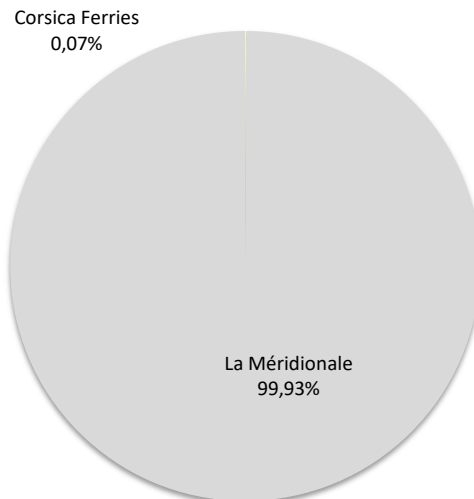


LIGNES

REGULIERS NAT° ET INTERNAT°

Compagnies	Marchandises	Variation n-1
Corsica Ferries	14	-88,89%
La Méridionale	20 794	-4,99%
Moby Lines	0	-

Compagnies	Marchandises	Variation n-1
Corsica Ferries	536	-35,03%
La Méridionale	70 569	-2,42%
Moby Lines	0	-100,00%



COMPAGNIES

REGULIERS NAT° ET INTERNAT°