

ROTATIONS

	Rotations du 1er au 31 mars		
	2025	2026	Variation
Régulier National	32	30	-6,25%
Régulier Internat°	10	0	-100,00%
TOTAL	42	30	-28,57%

	Cumul rotations depuis le 1er Janvier		
	2025	2026	Variation
Régulier National	92	78	-15,22%
Régulier Internat°	82	0	-100,00%
TOTAL	174	78	-55,17%

Croisières	0	0	-
------------	---	---	---

Croisières	0	0	-
------------	---	---	---

Hydrocarbures	0	0	-
Ciment	10	8	-20,00%
TOTAL	10	8	-20,00%

Hydrocarbures	0	0	-
Ciment	24	22	-8,33%
TOTAL	24	22	-8,33%

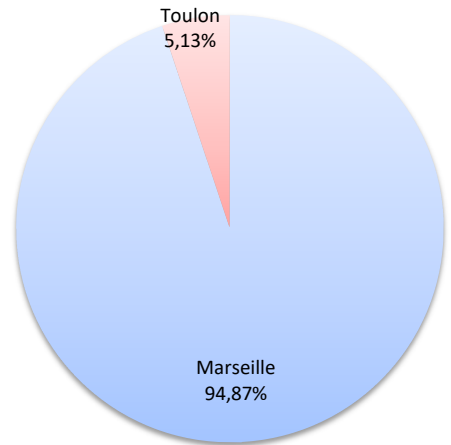
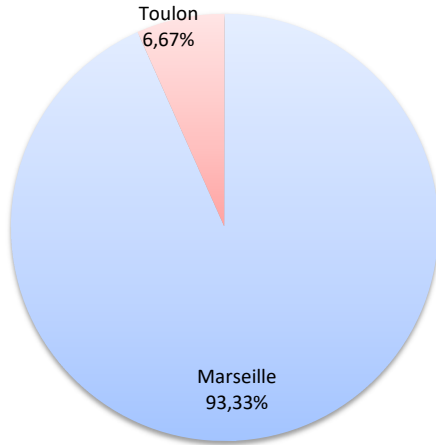
TOTAL	52	38	-26,92%
--------------	-----------	-----------	----------------

TOTAL	198	100	-49,49%
--------------	------------	------------	----------------

Lignes	Rotations	Variation n-1
Marseille	28	7,69%
Toulon	2	-66,67%
Golfo Aranci	0	-100,00%

Lignes	Rotations	Variation n-1
Marseille	74	0,00%
Toulon	4	-77,78%
Golfo Aranci	0	-100,00%

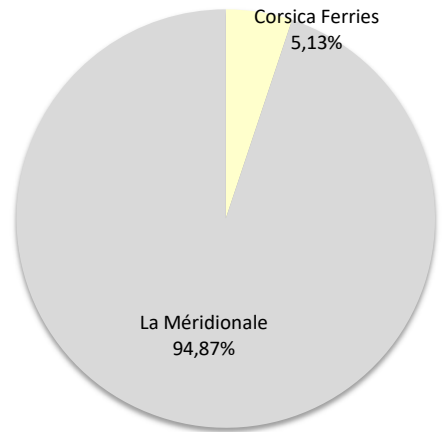
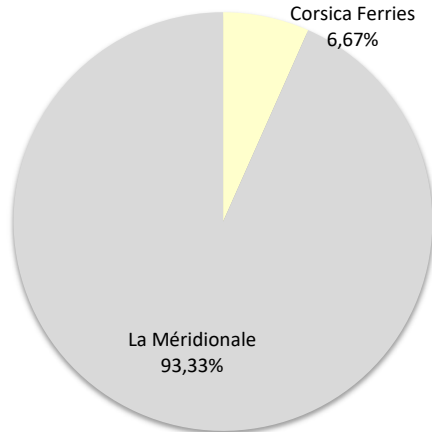
LIGNES
REGULIERS NAT° ET INTERNAT°



COMPAGNIES
REGULIERS NAT° ET INTERNAT°

Compagnies	Rotations	Variation n-1
Corsica Ferries	2	-66,67%
La Méridionale	28	7,69%
Moby Lines	0	-100,00%

Compagnies	Rotations	Variation n-1
Corsica Ferries	4	-77,78%
La Méridionale	74	0,00%
Moby Lines	0	-100,00%



TRAFIC PASSAGERS

Régulier National
Régulier Internat°
TOTAL

Passagers du 1er au 31 mars		
2025	2026	Variation
4 870	4 454	-8,54%
632	0	-100,00%
5 502	4 454	-19,05%

Cumul passagers depuis le 1er Janvier		
2025	2026	Variation
13 533	11 530	-14,80%
4 899	0	-100,00%
18 432	11 530	-37,45%

Croisières

0	0	-
---	---	---

0	0	-
---	---	---

TOTAL

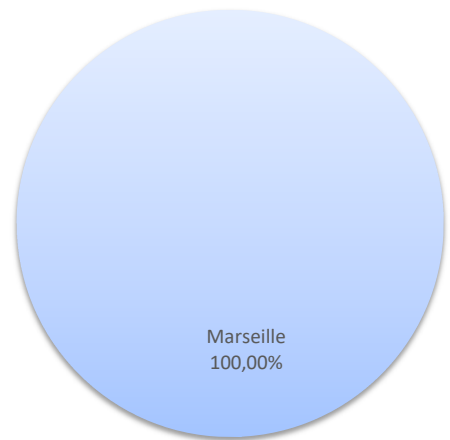
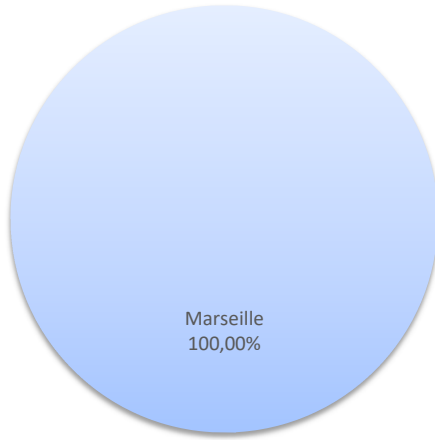
5 502	4 454	-19,05%
--------------	--------------	----------------

18 432	11 530	-37,45%
---------------	---------------	----------------

Lignes	Passagers	Variation n-1
Marseille	4 454	3,44%
Toulon	0	-100,00%
Golfo Aranci	0	-100,00%

Lignes	Passagers	Variation n-1
Marseille	11 530	-3,72%
Toulon	0	-100,00%
Golfo Aranci	0	-100,00%

LIGNES



COMPAGNIES

Compagnies	Passagers	Variation n-1
Corsica Ferries	0	-100,00%
La Méridionale	4 454	3,44%
Moby Lines	0	-100,00%

Compagnies	Passagers	Variation n-1
Corsica Ferries	0	-100,00%
La Méridionale	11 530	-3,72%
Moby Lines	0	-100,00%



PORT DE COMMERCE DE PORTO-VECCHIO

mars 2026

VEHICULES

Véhicules du 1er au 31 Mars		
2025	2026	Variation
2 681	2 295	-14,40%
356	0	-100,00%
3 037	2 295	-24,43%

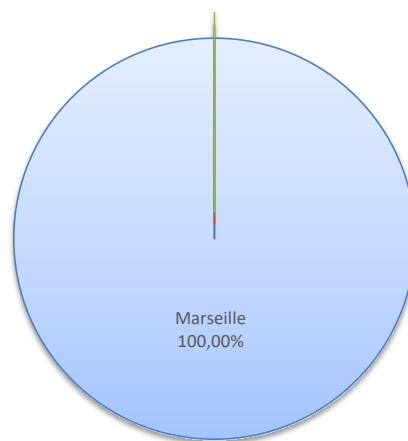
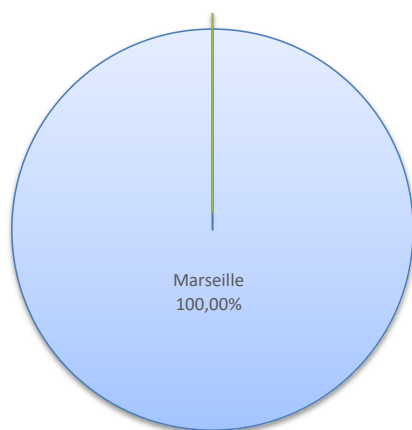
Cumul Véhicules depuis le 1er Janvier		
2025	2026	Variation
6 969	5 812	-16,60%
2 757	0	-100,00%
9 726	5 812	-40,24%

Régulier National
Régulier Internat°
TOTAL

Lignes	Véhicules	Variation n-1
Marseille	2 295	-4,10%
Toulon	0	-100,00%
Golfo Aranci	0	-100,00%

Lignes	Véhicules	Variation n-1
Marseille	5 812	-6,80%
Toulon	0	-100,00%
Golfo Aranci	0	-100,00%

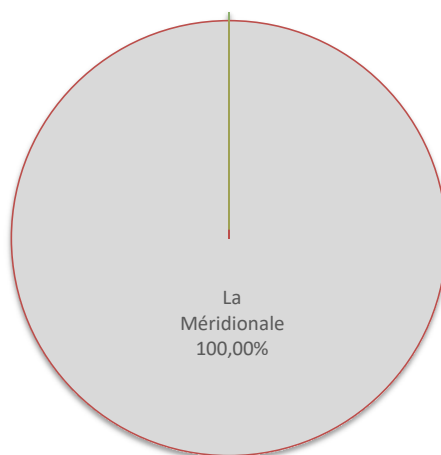
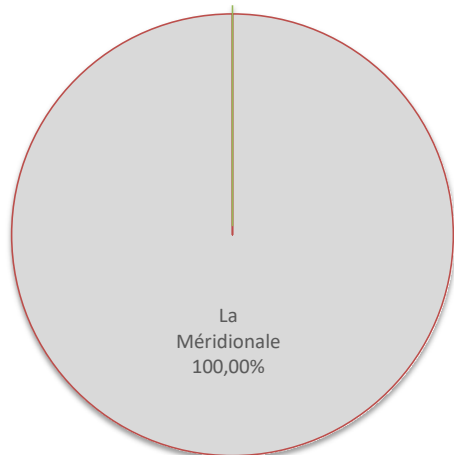
LIGNES
REGULIERS NAT° ET INTERNAT°



Compagnies	Véhicules	Variation n-1
Corsica Ferries	0	-100,00%
La Méridionale	2 295	-4,10%
Moby Lines	0	-100,00%

Compagnies	Véhicules	Variation n-1
Corsica Ferries	0	-100,00%
La Méridionale	5 812	-6,80%
Moby Lines	0	-100,00%

COMPAGNIES
REGULIERS NAT° ET INTERNAT°



PORT DE COMMERCE DE PORTO-VECCHIO

mars 2026

MARCHANDISES

Marchandises du 1er au 31 mars		
2025	2026	Variation
22 372	21 182	-5,32%
517	0	-100,00%
TOTAL	21 182	-7,46%

Cumul Marchandises depuis le 1er Janvier		
2025	2026	Variation
51 131	50 295	-1,64%
3 366	0	-100,00%
54 497	50 295	-7,71%

Croisières	0	0	-
------------	---	---	---

0	0	-
---	---	---

0	0	-
---	---	---

Hydrocarbures	0	0	-
Ciment	2 513	1 852	-26,30%
TOTAL	2 513	1 852	-26,30%

0	0	-
5 549	4 966	-10,51%
5 549	4 966	-10,51%

0	0	-
5 549	4 966	-10,51%
5 549	4 966	-10,51%

TOTAL	25 402	23 034	-9,32%
--------------	---------------	---------------	---------------

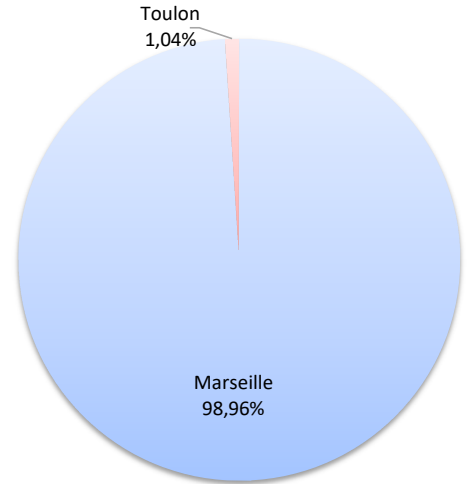
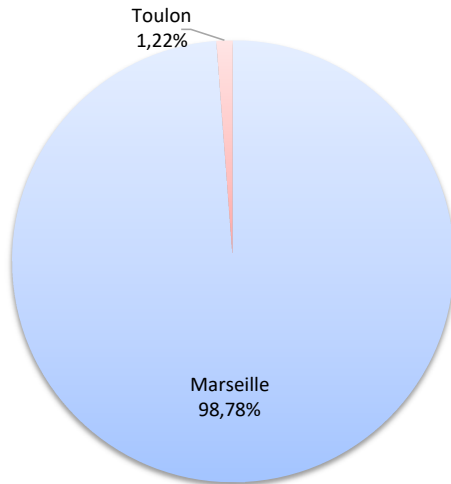
25 402	23 034	-9,32%
---------------	---------------	---------------

60 046	55 261	-7,97%
---------------	---------------	---------------

Lignes	Marchandises	Variation n-1
Marseille	20 924	-4,15%
Toulon	258	-52,31%
Golfo Aranci	0	-100,00%

Lignes	Marchandises	Variation n-1
Marseille	49 773	-1,31%
Toulon	522	-25,32%
Golfo Aranci	0	-100,00%

LIGNES
REGULIERS NAT° ET INTERNAT°



COMPAGNIES
REGULIERS NAT° ET INTERNAT°

Compagnies	Marchandises	Variation n-1
Corsica Ferries	258	-52,31%
La Méridionale	20 924	-4,15%
Moby Lines	0	-100,00%

Compagnies	Marchandises	Variation n-1
Corsica Ferries	522	-25,32%
La Méridionale	49 773	-1,31%
Moby Lines	0	-100,00%

